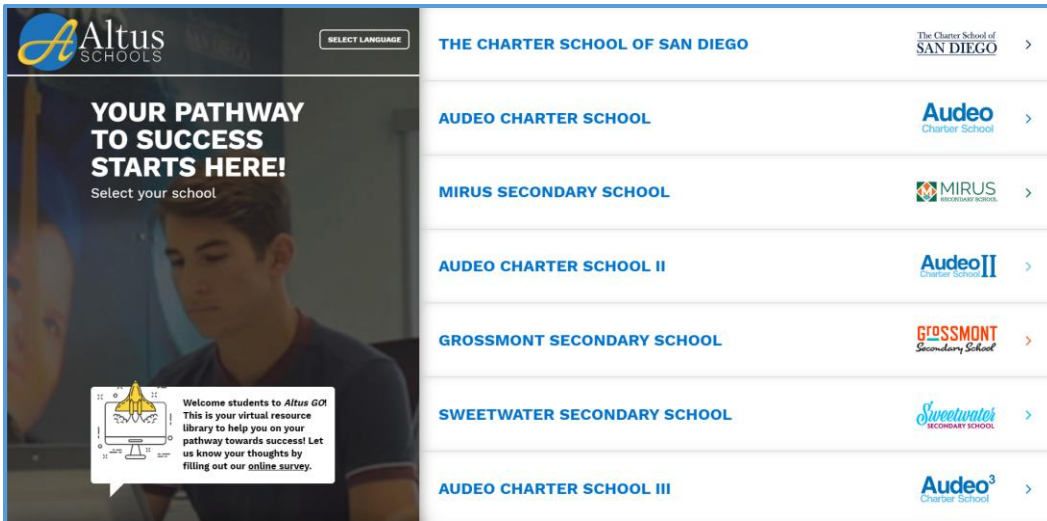
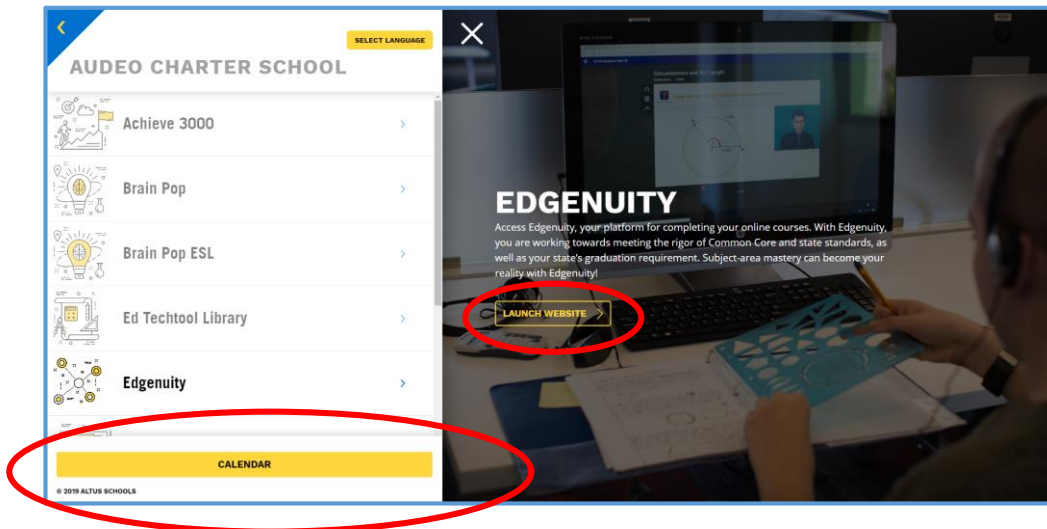


# EDGE Student Directions for Accessing Edgenuity

1. Go to [www.altusgo.com](http://www.altusgo.com) and click on your school.



2. The resulting menu contains a list of school-specific sites. Find and click into the **Edgenuity** page and then click **Launch Website**.



3. On the next page, enter your username and password provided by your teacher and click **LOG IN**.

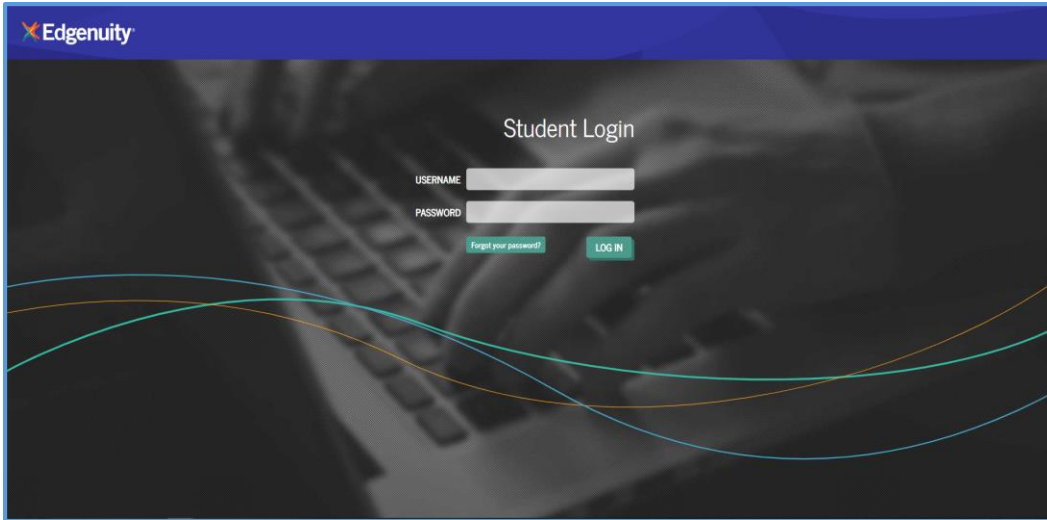
- Enter your username and password:

Username: \_\_\_\_\_

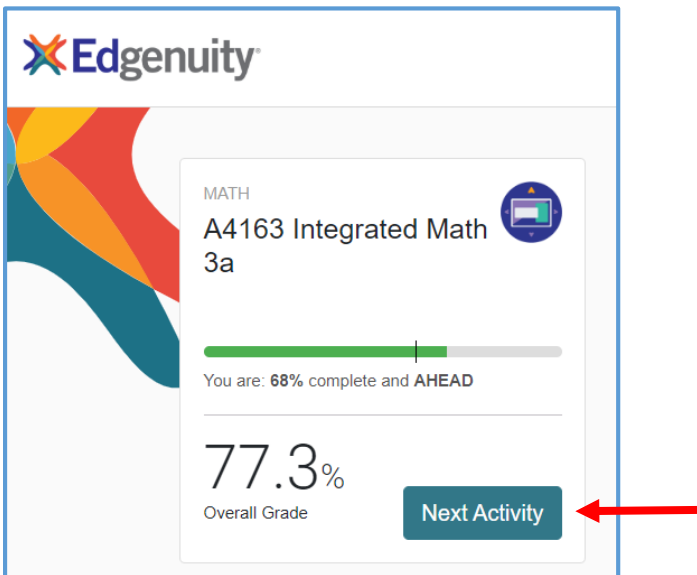
Temporary Password: \_\_\_\_\_

New Password: \_\_\_\_\_

# EDGE Student Directions for Accessing Edgenuity



4. To start working, click **Next Activity** in the course card.



## EDGE Student Directions for Accessing Edgenuity

5. Or, you can click anywhere on the course card to view your **Course Map**.
  - From the Course Map, you can see the following resources:
    - 1) Assignment Calendar, where you can click on current and past lessons
    - 2) Print Follow-Along Notes (not available for all courses)
    - 3) E-Notes
    - 4) Progress Dashboard
    - 5) Help Center

A4163 Integrated Math 3a

### Course Map

Review and connect what you learned. Your Time: 2m 4s

Assignment 40.9%  
Practice identifying perfect cubes and finding cube roots. Your Time: 21m 44s

Quiz 80%  
Your Time: 9m 31s

The Binomial Theorem

Warm-Up  
Get ready for the lesson. Est. Time: 13m

Instruction

Hello, [Name]

Profile

Help Center

Logout

Next Activity

Irrational Numbers

Introduction to Functions

Functions

Systems of Linear Equations

Quadratics and Complex Numbers: Part One

Quadratics and Complex Numbers: Part Two

Target G (Create Equations to describe relationships)

Introduction to Polynomials

Target E (Write Expressions to solve problems)

Target F (Arithmetic operations on polynomials)